
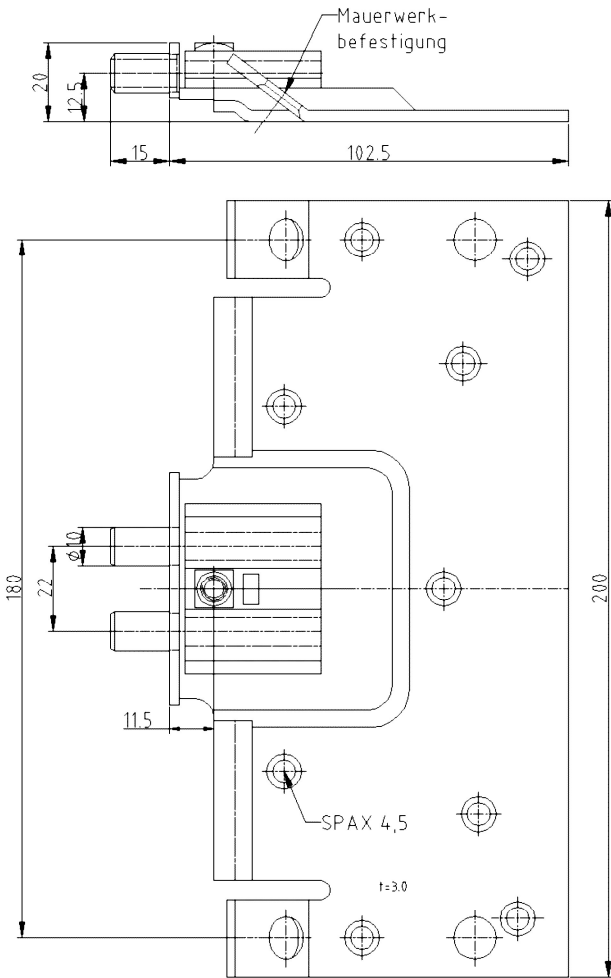


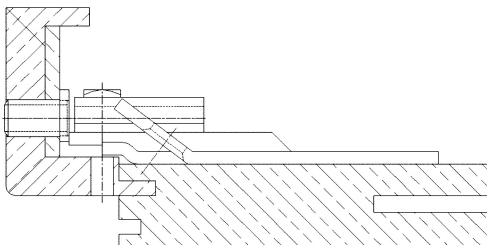
Steel Receiver ST97



Additional Information

Standard load: Maximum door weight 80 kg (per pair)
 Application: Wood frames, closed frames, stabilizing front plate, guide sleeves, angular attachment to the wall. Other mounting heights on request.
 Combination: COMBICA® frame parts 1534, 1544, 2641, 2941

Section Drawing



Item	Finish	PU Bemerkung
022853	ZN blau	20 Stahltasche ST97/12,5