
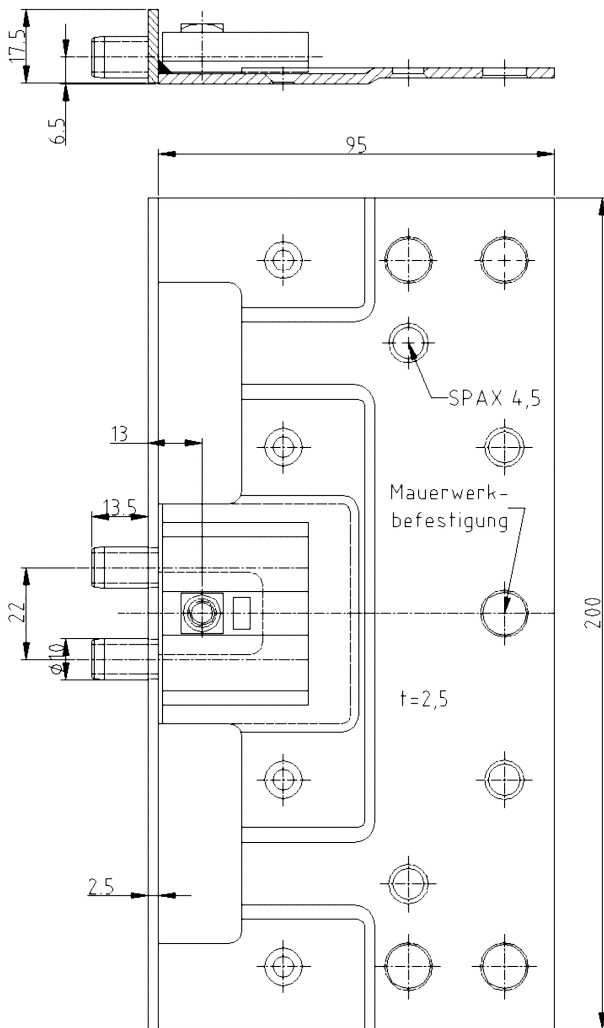


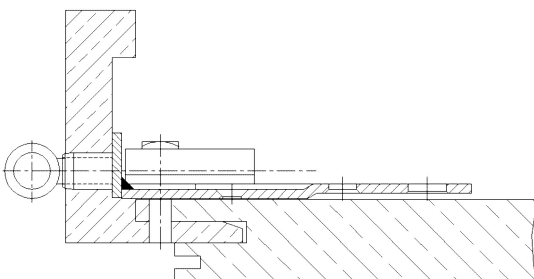
Steel Receiver ST51



Additional Information

Standard load: Maximum door weight 80 kg (per pair)
Application: Wood frames, closed frames, stabilizing front plate, guide sleeves
Combination: COMBICA® frame parts 1534, 1544, 2641, 2941

Section Drawing



Item	Finish	PU Bemerkung
037997	without finish	20 Stahltasche ST51/5,5
037490	without finish	20 Stahltasche ST51/6,5